




**LOS ANGELES COUNTY  
REGIONAL PARK AND  
OPEN SPACE DISTRICT**

RPOSD.lacounty.gov  
ParksProjects.lacounty.gov  
twitter.com/RPOSD

1000 S. Fremont Ave., Unit #40 • Building A-9 East, Ground Floor • Alhambra, CA 91803 (626) 588-5060

January 17, 2019

TO: Supervisor Janice Hahn, Chair  
Supervisor Hilda L. Solis  
Supervisor Mark Ridley-Thomas  
Supervisor Sheila Kuehl  
Supervisor Kathryn Barger

FROM: John Wicker   
Director

SUBJECT: **QUARTERLY STATUS REPORT FOR DECEMBER 31, 2018  
REGIONAL PARK AND OPEN SPACE DISTRICT**

This is the Fourth Quarterly Status Report of calendar year 2018 for the Los Angeles County Regional Park and Open Space District (the District). The allocation of funds to the different agencies shown in the two tables below reflects the updated transfer and assignment of funds, showing which agency has the right to apply for funds.

**PROPOSITION A – 1992**

The status of the \$540 million allocated for projects under the Safe Neighborhood Parks Proposition of 1992, as of December 31, 2018, is as follows:

Agency	Prop. A - 92 Allocation	Prop. A-92 Awarded	Percent Awarded	Prop. A - 92 Available
<b>Cities</b>	<b>287,496,407</b>	<b>287,496,407</b>	<b>100%</b>	<b>\$ -</b>
<u>L.A. County</u>				
Parks & Recreation	119,939,428	119,939,428	100%	\$ (0)
Beaches & Harbors	21,378,344	21,378,344	100%	0
Public Works	446,443	446,443	100%	0
Museums	5,000,000	5,000,000	100%	0
<b>Total County</b>	<b>146,764,214</b>	<b>146,764,214</b>	<b>100%</b>	<b>\$ (0)</b>
<u>S.M.Mtns.Conservancy</u>				
SMMC	42,960,000	42,960,000	100%	\$ (0)
SMMC - Competitive	5,934,133	5,934,133	100%	0
<b>Total SMMC</b>	<b>48,894,133</b>	<b>48,894,133</b>	<b>100%</b>	<b>\$ (0)</b>
<b>Other Agencies</b>	<b>21,779,378</b>	<b>21,779,378</b>	<b>100%</b>	<b>\$ (0)</b>
<u>Competitive</u>				
Cities, Nonprofit & Qualified	30,555,795	30,555,795	100%	\$ (0)
Dept. of Parks & Rec	510,072	510,072	100%	0
Dept. of Public Works	4,000,000	4,000,000	100%	0
<b>Total Competitive</b>	<b>35,065,867</b>	<b>35,065,867</b>	<b>100%</b>	<b>\$ (0)</b>
<b>TOTAL AGENCIES</b>	<b>540,000,000</b>	<b>540,000,000</b>	<b>100%</b>	<b>\$ (0)</b>

**PROPOSITION A – 1996**

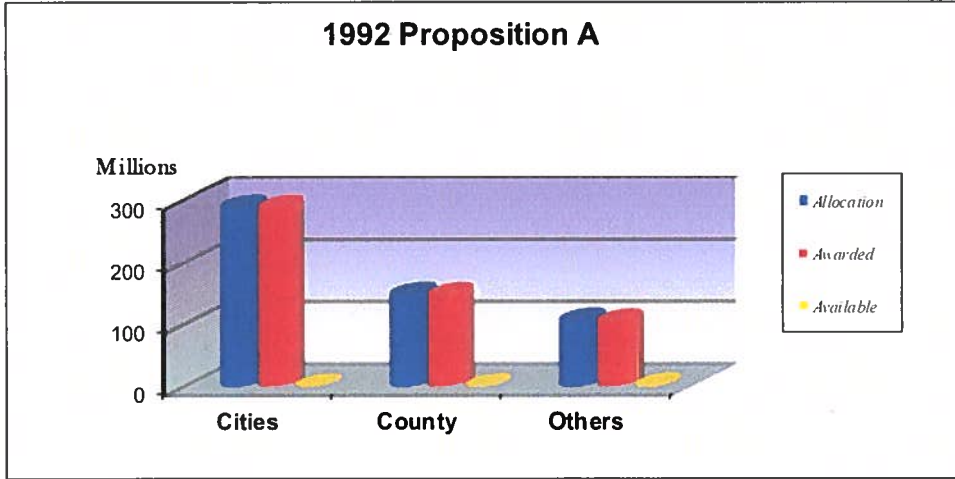
The status of the \$319 million allocated for projects under the Safe Neighborhood Parks Proposition of 1996, as of December 31, 2018, is as follows:

<b>Agency</b>	<b>Prop. A - 96 Allocation</b>	<b>Prop. A - 96 Awarded</b>	<b>Percent Awarded</b>	<b>Prop. A - 96 Available</b>
<b>Cities</b>	<b>136,988,386</b>	<b>134,135,498</b>	<b>98%</b>	<b>\$ 2,852,887</b> <sup>1</sup>
<b><u>L.A. County</u></b>				
Parks & Recreation	84,841,369	84,830,065	100%	11,305 <sup>2</sup>
Beaches & Harbors	5,600,000	5,600,000	100%	0
Museums	5,000,000	5,000,000	100%	0
<b>Total County</b>	<b>95,441,369</b>	<b>95,430,065</b>	<b>100%</b>	<b>\$ 11,305</b>
<b><u>S.M.Mtns.Conservancy</u></b>				
SMMC	39,151,927	39,151,927	100%	\$ (0)
SMMC - Competitive	1,260,274	1,260,274	100%	0
<b>Total SMMC</b>	<b>40,412,200</b>	<b>40,412,200</b>	<b>100%</b>	<b>\$ (0)</b>
<b>Other Agencies</b>	<b>29,418,319</b>	<b>29,418,319</b>	<b>100%</b>	<b>\$ (0)</b>
<b><u>Competitive</u></b>				
Cities, Nonprofit & Qualified	8,651,979	8,651,979	100%	\$ (0)
Children & Family Svcs	500,000	-	0%	500,000 <sup>3</sup>
Dept of Parks & Rec	3,587,747	3,587,747	100%	0
Dept. of Public Works	4,000,000	4,000,000	100%	0
<b>Total Competitive</b>	<b>16,739,726</b>	<b>16,239,726</b>	<b>97%</b>	<b>\$ 500,000</b>
<b>TOTAL AGENCIES</b>	<b>319,000,000</b>	<b>315,635,808</b>	<b>99%</b>	<b>\$ 3,364,192</b>

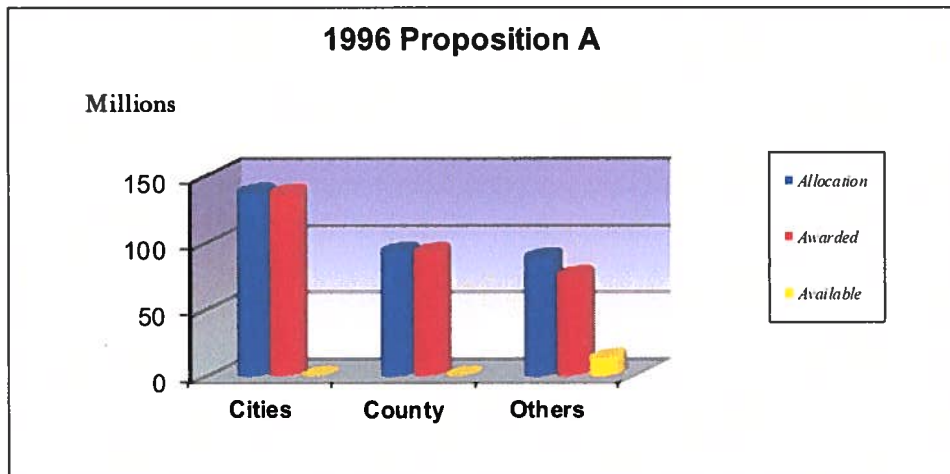
- (1) Includes \$2.3M assigned to the Housing Authority of the City of Los Angeles for the Facilities Improvement Projects as well as residual balances from projects completed under budget.
- (2) Represents residual balance from various projects completed under budget.
- (3) Represents funds to be assigned to the redevelopment project at MacLaren Hall (3a3).

**Graphs**

Graphic tables are presented on the next page to illustrate amounts allocated, awarded, and available as of December 31, 2018.



1992 Proposition A			
As of December 31, 2018			
	Cities	County	Others
<b>Allocation</b>	287,496,407	146,764,214	105,739,378
<b>Awarded</b>	287,496,407	146,764,214	105,739,378
<b>Available</b>	0	0	0



1996 Proposition A			
As of December 31, 2018			
	Cities	County	Others
<b>Allocation</b>	136,988,386	95,441,369	86,570,245
<b>Awarded</b>	134,135,498	95,430,065	86,070,245
<b>Available</b>	2,852,887	11,305	500,000

Los Angeles County  
 Regional Park and Open Space District  
**STATUS OF EXCESS FUNDS**  
 As of December 31, 2018

Allocation Category	Cumulative Allocations	Awarded	Percent Awarded	Excess Available
1st District				
"Big 5" *	34,788,164	29,148,879	84%	5,639,285
Cities	17,394,082	15,733,142	90%	1,660,940
County	17,394,082	12,887,530	74%	4,506,552
Competitive	7,730,703	6,668,156	86%	1,062,548
District Total	77,307,032	64,437,707	83%	12,869,325
2nd District				
"Big 5" *	34,788,164	34,788,164	100%	-
Cities	17,394,082	17,384,299	100%	9,783
County	17,394,082	17,394,082	100%	-
Competitive	7,730,703	7,701,683	100%	29,020
District Total	77,307,032	77,268,229	100%	38,803
3rd District				
"Big 5" *	37,685,865	34,974,015	93%	2,711,850
Cities	16,894,082	13,588,152	80%	3,305,930
County	17,394,082	16,389,360	94%	1,004,722
Competitive	5,333,003	3,616,347	68%	1,716,656
District Total	77,307,032	68,567,875	89%	8,739,157
4th District				
"Big 5" *	31,890,464	31,890,464	100%	-
Cities	17,894,082	17,891,796	100%	2,287
County	17,394,082	17,394,082	100%	-
Competitive	10,128,403	10,128,378	100%	25
District Total	77,307,032	77,304,720	100%	2,312
5th District				
"Big 5" *	34,788,164	32,777,219	94%	2,010,946
Cities	17,394,082	13,957,767	80%	3,436,315
County	17,394,082	16,451,598	95%	942,484
Competitive	7,730,703	7,249,457	94%	481,246
District Total	77,307,032	70,436,041	91%	6,870,991
Total				
"Big 5" *	173,940,822	163,578,741	94%	10,362,081
Cities	86,970,411	78,555,156	90%	8,415,255
County	86,970,411	80,516,653	93%	6,453,758
Competitive	38,653,516	35,364,021	91%	3,289,495
District Total	386,535,160	358,014,571	93%	28,520,589

\* Highest priority regional open space and recreation projects

JW:JIB:ap:tl

c: Chief Executive Office  
 Executive Office, Clerk of the Board  
 County Counsel  
 Treasurer and Tax Collector