



LOS ANGELES COUNTY REGIONAL PARK AND OPEN SPACE DISTRICT

1000 S. Fremont Avenue, Unit #40
Building A-9 East, Ground Floor
Alhambra, CA 91803
(626) 588-5060

www.RPOSD.LACounty.gov

July 1, 2020

TO: Supervisor Kathryn Barger, Chair
Supervisor Hilda L. Solis
Supervisor Mark Ridley-Thomas
Supervisor Sheila Kuehl
Supervisor Janice Hahn

FROM: Measure A: Citizens Oversight Advisory Board

SUBJECT: Endorsement of the Measure A Quarterly Status Report as of March 31, 2020

After careful review and consideration of the Measure A Quarterly Status Report of the Regional Park and Open Space District (District) as of March 31, 2020, including discussion at the second Citizens Oversight Advisory Board meeting on this 1st day of July 2020, we endorse the Measure A Quarterly Status Report for reporting to the Honorable Board of Supervisors of the County of Los Angeles in their capacity as the Board of Directors of the District and publication on the District's publicly accessible internet website at <https://RPOSD.LACounty.gov/>.

Vote: Yea _____ 4 _____
Nay _____ 0 _____
Abstain _____ 1 _____

Respectfully submitted,

David Diaz Avelar

David Diaz Avelar (Jul 22, 2020 10:01 PDT)

_____, Chair



LOS ANGELES COUNTY REGIONAL PARK AND OPEN SPACE DISTRICT

1000 S. Fremont Avenue, Unit #40
Building A-9 East, Ground Floor
Alhambra, CA 91803
(626) 588-5060

www.RPOSD.LACounty.gov

July 1, 2020

TO: Measure A: Citizens Oversight Advisory Board

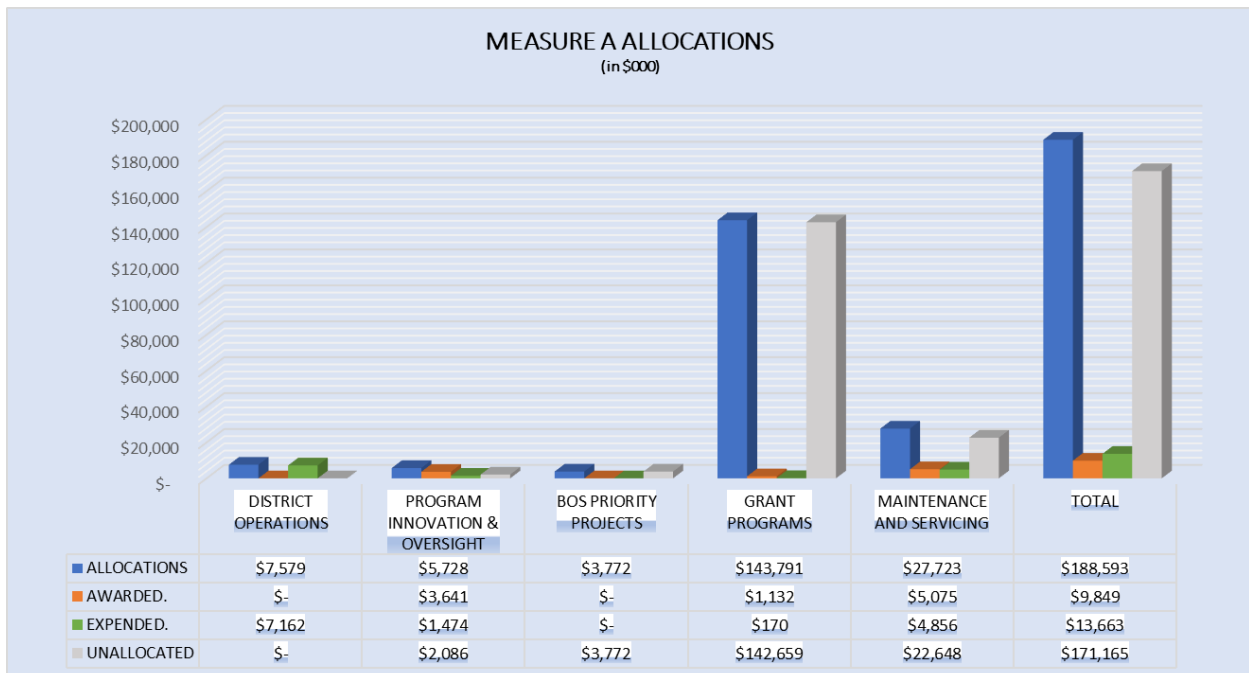
FROM: Norma E. Garcia, Acting Director

SUBJECT: **MEASURE A QUARTERLY STATUS REPORT
AS OF MARCH, 2020**

This third Quarterly Status Report as of March 31, 2020 provides detailed information on the administration of Measure A funds for the operations of the District and implementation of its programs.

Activities from July 2017 to March 2020:

REPORT SUMMARY	ALLOCATIONS	AWARDED	EXPENDED	UNALLOCATED
DISTRICT OPERATIONS	\$ 7,579,166	-	7,162,115	-
PROGRAM INNOVATION & OVERSIGHT	\$ 5,727,971	3,641,481	1,474,484	2,086,490
COUNTY PRIORITY PROJECTS	\$ 3,771,864	-	-	3,771,864
GRANT PROGRAMS	\$ 143,791,008	1,132,277	169,900	142,658,731
MAINTENANCE AND SERVICING	\$ 27,723,202	5,074,902	4,856,170	22,648,300
Grand Total	\$ 188,593,211	9,848,659	13,662,669	171,165,386



DISTRICT OPERATIONS, PROGRAM INNOVATION & OVERSIGHT

PURPOSE	DESCRIPTION	ALLOCATIONS	AWARDED	EXPENDED	UNALLOCATED
DISTRICT OPERATIONS	Operations	\$ 7,579,166	-	7,162,115	-
PROGRAM INNOVATION & OVERSIGHT	Technical Assistance Program	\$ 5,727,971	3,641,481	1,474,484	2,086,490
Total		\$ 13,307,137	3,641,481	8,636,599	2,086,490

BOARD OF SUPERVISORS COUNTY PRIORITY PROJECTS

PURPOSE	DESCRIPTION	ALLOCATIONS	AWARDED	EXPENDED	UNALLOCATED
COUNTY PRIORITY PROJECTS	District 1	\$ 754,373	-	-	754,373
	District 2	\$ 754,373	-	-	754,373
	District 3	\$ 754,373	-	-	754,373
	District 4	\$ 754,373	-	-	754,373
	District 5	\$ 754,373	-	-	754,373
Total		\$ 3,771,864	-	-	3,771,864

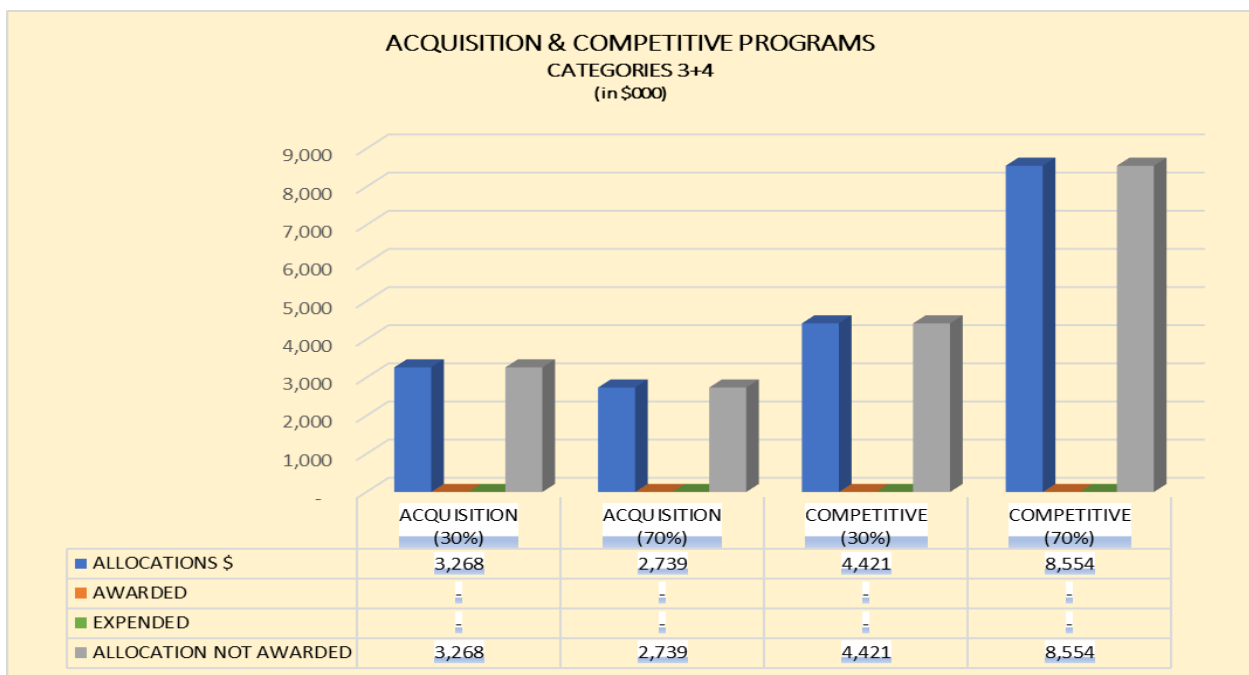
GRANT PROGRAMS

ANNUAL ALLOCATIONS: Categories 1 and 2

PURPOSE	CITIES/AREAS.	ALLOCATIONS \$	AWARDED	EXPENDED	UNALLOCATED
1. Community Based Park Investment	Glendale	\$ 1,271,824	-	-	1,271,824
	Long Beach	\$ 2,841,217	-	-	2,841,217
	Los Angeles	\$ 24,964,697	-	-	24,964,697
	Palmdale	\$ 995,177	-	-	995,177
	Pasadena	\$ 1,009,666	-	-	1,009,666
	Pomona	\$ 921,606	-	-	921,606
	Torrance	\$ 1,038,396	-	-	1,038,396
	Other Cities	\$ 25,585,042	357,609	-	25,227,433
	Unincorporated (LACO DPR)	\$ 6,059,847	209,120	88,520	5,850,727
Total		\$ 64,687,471	566,729	88,520	64,120,743
2. Neighborhood Parks Healthy Communities Urban Greening	Glendale	\$ 407,796	-	-	407,796
	Long Beach	\$ 1,569,322	-	-	1,569,322
	Los Angeles	\$ 12,741,022	-	-	12,741,022
	Torrance	\$ 357,674	-	-	357,674
	Other Cities	\$ 7,195,763	484,167	-	6,711,596
	Unincorporated (LACO DPR)	\$ 1,755,198	81,380	81,380	1,673,817
Total		\$ 24,026,775	565,548	81,380	23,461,227
Grand Total		\$ 88,714,246	1,132,277	169,900	87,581,970

COMPETITIVE AWARDS: Categories 3 and 4

PURPOSE	DESCRIPTION	ALLOCATIONS \$	AWARDED	EXPENDED	UNALLOCATED
3. Natural Lands, Open Spaces, Beaches, Water Conservation	3.1. LACO Department of Beaches and Harbors	6,006,694	-	-	6,006,694
	3.2. Recreation Access Program (RAP)	3,604,016	-	-	3,604,016
	3.3. Planning and Design	2,402,678	-	-	2,402,678
	3.4. Acquisition in High/Very High Need Areas (30%)	864,964	-	-	864,964
	3.5. Acquisition in Other Areas (70%)	2,018,249	-	-	2,018,249
	3.6. Competitive Projects in High/Very High Need Areas (30%)	2,739,052	-	-	2,739,052
	3.7. Competitive Projects-General Areas (70%)	6,391,122	-	-	6,391,122
Total		24,026,775	-	-	24,026,775
4. Regional Recreational Facilities, Multi-use Trails and Accessibility	4.1. LACO Department of Parks and Recreation	6,006,694	-	-	6,006,694
	4.2. Recreation Access Program (RAP)	3,604,016	-	-	3,604,016
	4.3. County Cultural Facilities	2,402,678	-	-	2,402,678
	4.4. Planning and Design	2,402,678	-	-	2,402,678
	4.5. Acquisition in High/Very High Need Areas (30%)	720,803	-	-	720,803
	4.6. Acquisition in Other Areas (70%)	1,681,874	-	-	1,681,874
	4.7. Competitive Projects-in High/Very High Need Areas (30%)	2,162,410	-	-	2,162,410
	4.8. Competitive Projects-General Areas (70%)	5,045,623	-	-	5,045,623
Total		24,026,775	-	-	24,026,775
Grand Total		48,053,550	-	-	48,053,550

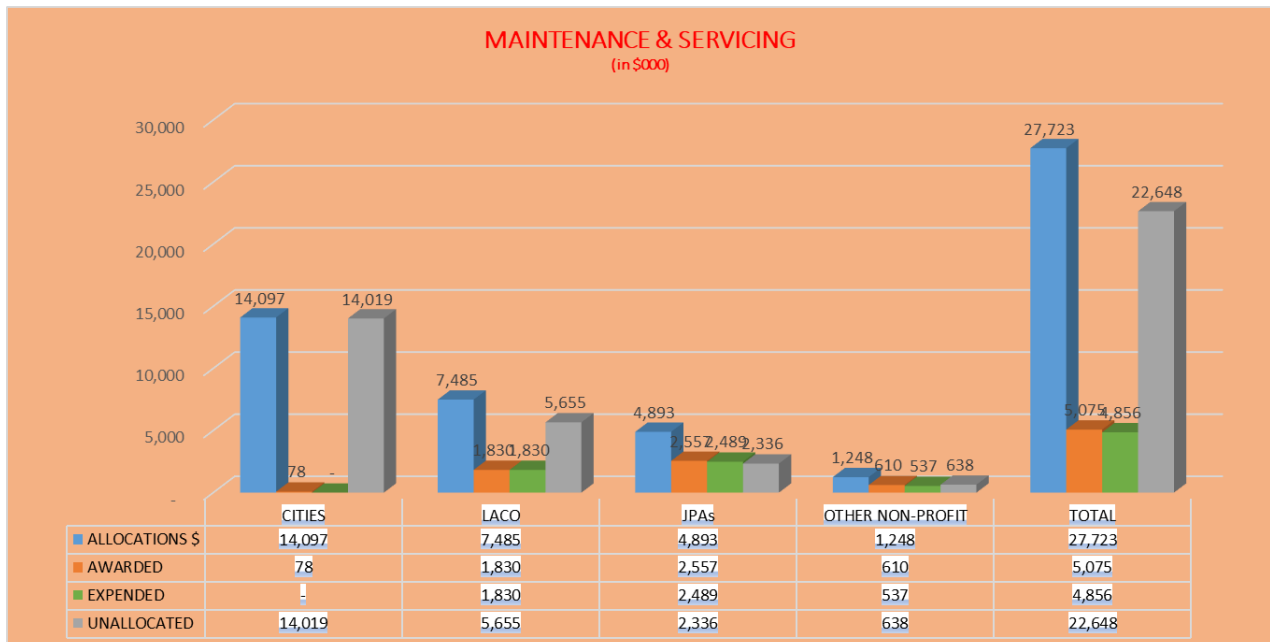


COMPETITIVE AWARDS Category 5:

PURPOSE	DESCRIPTION	ALLOCATIONS \$	AWARDED	EXPENDED	UNALLOCATED
5. Youth and Veteran Job Training & Placement Opportunities	5.1. Education and Skills Training	\$ 5,618,569	-	-	5,618,569
	5.2. Certification and Job Placement	\$ 1,404,642	-	-	1,404,642
Total		\$ 7,023,211	-	-	7,023,211

MAINTENANCE AND SERVICING OF PROJECTS

PURPOSE	DESCRIPTION	ALLOCATIONS \$	AWARDED	EXPENDED	UNALLOCATED
Maintenance & Servicing	1. Cities	14,097,248	78,443	-	14,018,805
	2.1. LACO Department of Beaches and Harbors	2,910,936	-	-	2,910,936
	2.2. LACO Department of Parks and Recreation	3,742,632	1,829,815	1,829,815	1,912,817
	2.3. LACO Department of Public Works	831,696	-	-	831,696
	3. Baldwin Hills Regional and Conservation Authority	277,232	-	-	277,232
	4. Los Cerritos Wetland Authority	138,616	67,770	-	70,846
	5. MRCA	2,217,856	2,217,852	2,217,852	4
	6. Puente Hills Habitat Preservation Authority	554,464	271,084	271,084	283,380
	7. Santa Clarita Watershed Recreation and Conservation Authority	277,232	-	-	277,232
8. Watershed Conservation Authority	1,427,745	-	-	1,427,745	
9. Other eligible Nonprofit	1,247,544	609,938	537,419	637,606	
Total		27,723,202	5,074,902	4,856,170	22,648,300



More detailed funding information is available at the RPOSD WebGrants: <https://grantfunding.rposd.lacounty.gov/index.do>
NG:CA:acp

- c: Chief Executive Office
- Executive Office, Clerk of the Board
- County Counsel
- Treasurer and Tax Collector