



# LOS ANGELES COUNTY REGIONAL PARK AND OPEN SPACE DISTRICT

1000 S. Fremont Avenue, Unit #40  
Building A-9 East, Ground Floor  
Alhambra, CA 91803  
(626) 588-5060

[www.RPOSD.LACounty.gov](http://www.RPOSD.LACounty.gov)

July 1, 2020

TO: Supervisor Kathryn Barger, Chair  
Supervisor Hilda L. Solis  
Supervisor Mark Ridley-Thomas  
Supervisor Sheila Kuehl  
Supervisor Janice Hahn

FROM: Measure A: Citizens Oversight Advisory Board

SUBJECT: Endorsement of the Measure A Quarterly Status Report as of December 31, 2019

After careful review and consideration of the Measure A Quarterly Status Report of the Regional Park and Open Space District (District) as of December 31, 2019, including discussion at the second Citizens Oversight Advisory Board meeting on this 1<sup>st</sup> day of July 2020, we endorse the Measure A Quarterly Status Report for reporting to the Honorable Board of Supervisors of the County of Los Angeles in their capacity as the Board of Directors of the District and publication on the District's publicly accessible internet website at <https://RPOSD.LACounty.gov/>.

Vote: Yea \_\_\_\_\_ 5 \_\_\_\_\_  
Nay \_\_\_\_\_ 0 \_\_\_\_\_

Respectfully submitted,

*David Diaz Avelar*

David Diaz Avelar (Jul 22, 2020 10:01 PDT)

\_\_\_\_\_, Chair



# LOS ANGELES COUNTY REGIONAL PARK AND OPEN SPACE DISTRICT

1000 S. Fremont Avenue, Unit #40  
Building A-9 East, Ground Floor  
Alhambra, CA 91803  
(626) 588-5060

[www.RPOSD.LACounty.gov](http://www.RPOSD.LACounty.gov)

July 1, 2020

TO: Measure A: Citizens Oversight Advisory Board

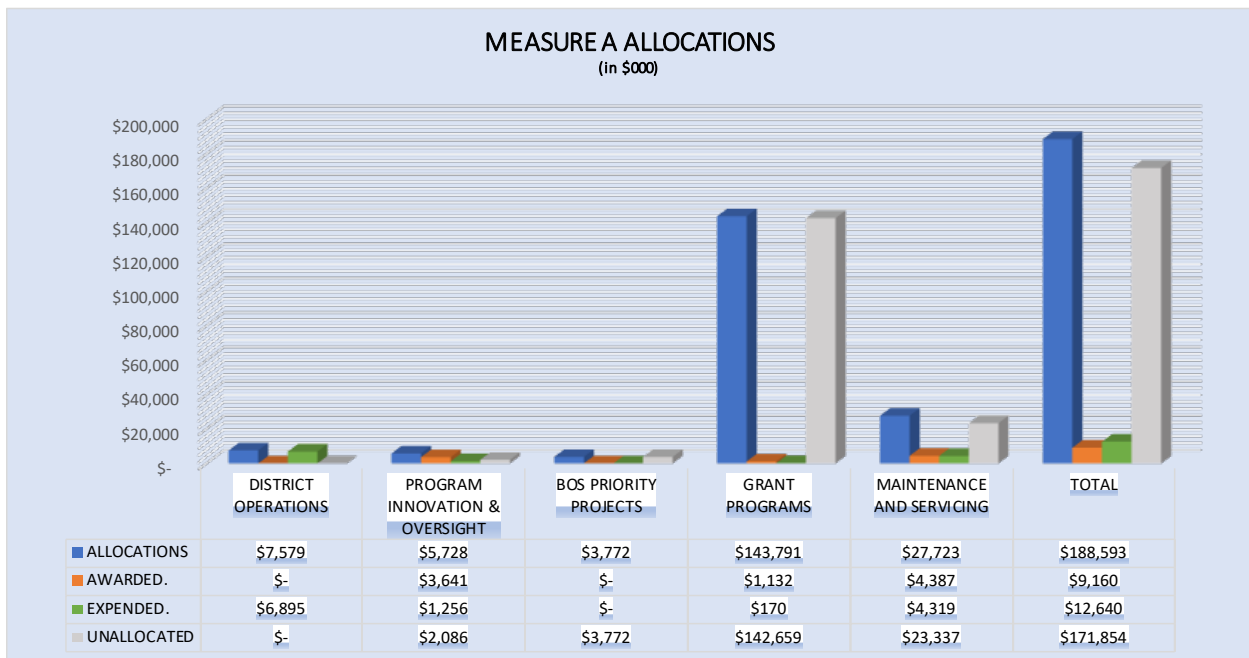
FROM: Norma E. Garcia, Acting Director

SUBJECT: **MEASURE A QUARTERLY STATUS REPORT  
AS OF DECEMBER 31, 2019**

This second Quarterly Status Report as of December 31, 2019 provides detailed information on the administration of Measure A funds for the operations of the District and implementation of its programs.

Activities from July 2017 to December 2019:

REPORT SUMMARY	ALLOCATIONS	AWARDED	EXPENDED	UNALLOCATED
<b>DISTRICT OPERATIONS</b>	\$ 7,579,166	-	6,895,361	-
<b>PROGRAM INNOVATION &amp; OVERSIGHT</b>	\$ 5,727,971	3,641,481	1,255,871	2,086,490
<b>COUNTY PRIORITY PROJECTS</b>	\$ 3,771,864	-	-	3,771,864
<b>GRANT PROGRAMS</b>	\$ 143,791,008	1,132,277	169,900	142,658,731
<b>MAINTENANCE AND SERVICING</b>	\$ 27,723,202	4,386,521	4,318,751	23,336,681
<b>Grand Total</b>	<b>\$ 188,593,211</b>	<b>9,160,278</b>	<b>12,639,883</b>	<b>171,853,767</b>



## DISTRICT OPERATIONS, PROGRAM INNOVATION & OVERSIGHT

PURPOSE	DESCRIPTION	ALLOCATIONS	AWARDED	EXPENDED	UNALLOCATED
<b>DISTRICT OPERATIONS</b>	Operations	\$ 7,579,166	-	6,895,361	-
<b>PROGRAM INNOVATION &amp; OVERSIGHT</b>	Technical Assistance Program	\$ 5,727,971	3,641,481	1,255,871	2,086,490
<b>Total</b>		<b>\$ 13,307,137</b>	<b>3,641,481</b>	<b>8,151,232</b>	<b>2,086,490</b>

## BOARD OF SUPERVISORS PRIORITY PROJECTS

PURPOSE	DESCRIPTION	ALLOCATIONS	AWARDED	EXPENDED	UNALLOCATED
<b>COUNTY PRIORITY PROJECTS</b>	District 1	\$ 754,373	-	-	754,373
	District 2	\$ 754,373	-	-	754,373
	District 3	\$ 754,373	-	-	754,373
	District 4	\$ 754,373	-	-	754,373
	District 5	\$ 754,373	-	-	754,373
<b>Total</b>		<b>\$ 3,771,864</b>	<b>-</b>	<b>-</b>	<b>3,771,864</b>

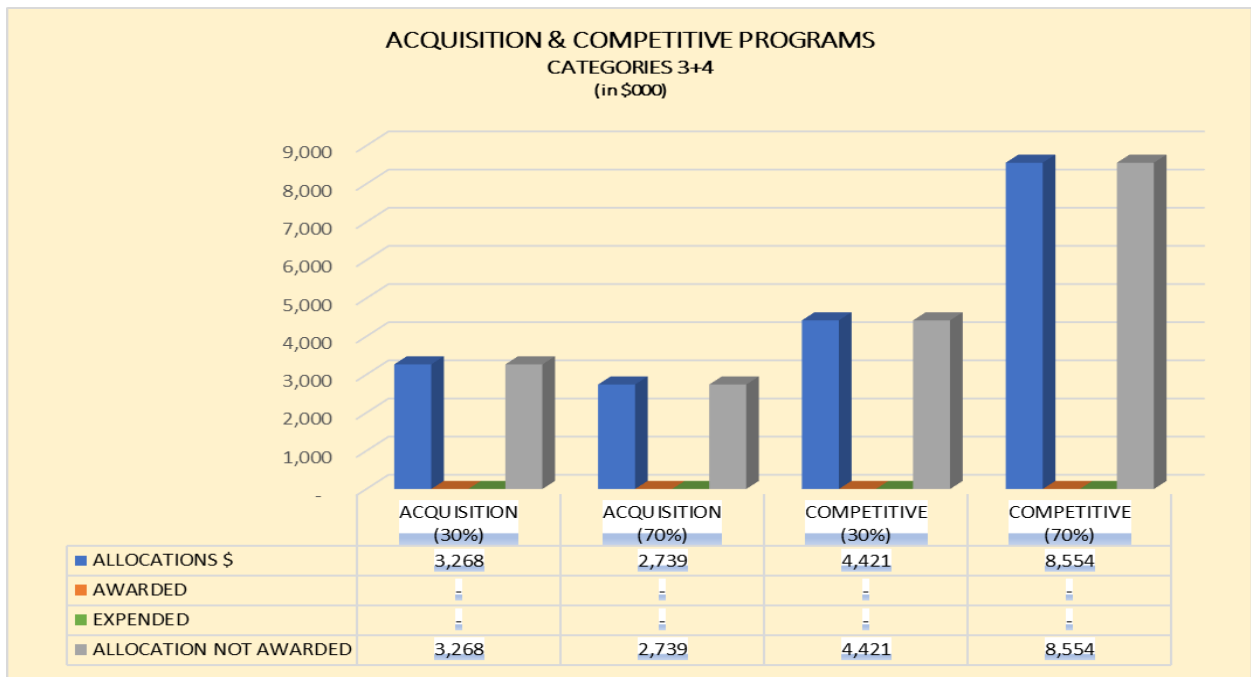
## GRANT PROGRAMS

### ANNUAL ALLOCATIONS: Categories 1 and 2

PURPOSE	CITIES/AREAS.	ALLOCATIONS \$	AWARDED	EXPENDED	UNALLOCATED
<b>1. Community Based Park Investment</b>	Glendale	\$ 1,271,824	-	-	1,271,824
	Long Beach	\$ 2,841,217	-	-	2,841,217
	Los Angeles	\$ 24,964,697	-	-	24,964,697
	Palmdale	\$ 995,177	-	-	995,177
	Pasadena	\$ 1,009,666	-	-	1,009,666
	Pomona	\$ 921,606	-	-	921,606
	Torrance	\$ 1,038,396	-	-	1,038,396
	Other Cities	\$ 25,585,042	357,609	-	25,227,433
	Unincorporated (LACO DPR)	\$ 6,059,847	209,120	88,520	5,850,727
<b>Total</b>		<b>\$ 64,687,471</b>	<b>566,729</b>	<b>88,520</b>	<b>64,120,743</b>
<b>2. Neighborhood Parks Healthy Communities Urban Greening</b>	Glendale	\$ 407,796	-	-	407,796
	Long Beach	\$ 1,569,322	-	-	1,569,322
	Los Angeles	\$ 12,741,022	-	-	12,741,022
	Torrance	\$ 357,674	-	-	357,674
	Other Cities	\$ 7,195,763	484,167	-	6,711,596
	Unincorporated (LACO DPR)	\$ 1,755,198	81,380	81,380	1,673,817
<b>Total</b>		<b>\$ 24,026,775</b>	<b>565,548</b>	<b>81,380</b>	<b>23,461,227</b>
<b>Grand Total</b>		<b>\$ 88,714,246</b>	<b>1,132,277</b>	<b>169,900</b>	<b>87,581,970</b>

## COMPETITIVE AWARDS: Categories 3 and 4

PURPOSE	DESCRIPTION	ALLOCATIONS \$	AWARDED	EXPENDED	UNALLOCATED
3. Natural Lands, Open Spaces, Beaches, Water Conservation	3.1. LACO Department of Beaches and Harbors	6,006,694	-	-	6,006,694
	3.2. Recreation Access Program (RAP)	3,604,016	-	-	3,604,016
	3.3. Planning and Design	2,402,678	-	-	2,402,678
	3.4. Acquisition in High/Very High Need Areas (30%)	864,964	-	-	864,964
	3.5. Acquisition in Other Areas (70%)	2,018,249	-	-	2,018,249
	3.6. Competitive Projects in High/Very High Need Areas (30%)	2,739,052	-	-	2,739,052
	3.7. Competitive Projects-General Areas (70%)	6,391,122	-	-	6,391,122
<b>Total</b>		<b>24,026,775</b>	-	-	<b>24,026,775</b>
4. Regional Recreational Facilities, Multi-use Trails and Accessibility	4.1. LACO Department of Parks and Recreation	6,006,694	-	-	6,006,694
	4.2. Recreation Access Program (RAP)	3,604,016	-	-	3,604,016
	4.3. County Cultural Facilities	2,402,678	-	-	2,402,678
	4.4. Planning and Design	2,402,678	-	-	2,402,678
	4.5. Acquisition in High/Very High Need Areas (30%)	720,803	-	-	720,803
	4.6. Acquisition in Other Areas (70%)	1,681,874	-	-	1,681,874
	4.7. Competitive Projects-in High/Very High Need Areas (30%)	2,162,410	-	-	2,162,410
	4.8. Competitive Projects-General Areas (70%)	5,045,623	-	-	5,045,623
<b>Total</b>		<b>24,026,775</b>	-	-	<b>24,026,775</b>
<b>Grand Total</b>		<b>48,053,550</b>	-	-	<b>48,053,550</b>

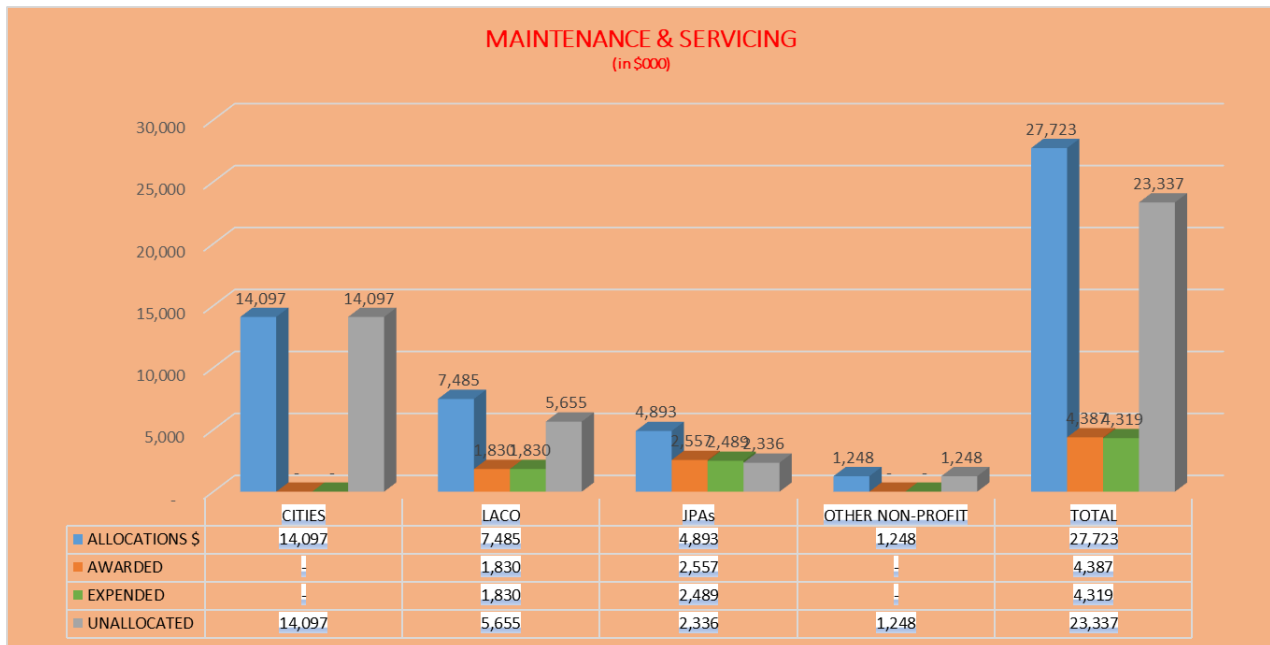


## COMPETITIVE AWARDS Category 5:

PURPOSE	DESCRIPTION	ALLOCATIONS \$	AWARDED	EXPENDED	UNALLOCATED
5. Youth and Veteran Job Training & Placement Opportunities	5.1. Education and Skills Training	\$ 5,618,569	-	-	5,618,569
	5.2. Certification and Job Placement	\$ 1,404,642	-	-	1,404,642
<b>Total</b>		<b>\$ 7,023,211</b>	<b>-</b>	<b>-</b>	<b>7,023,211</b>

## MAINTENANCE AND SERVICING OF PROJECTS

PURPOSE	DESCRIPTION	ALLOCATIONS \$	AWARDED	EXPENDED	UNALLOCATED
Maintenance & Servicing	<b>1. Cities</b>	14,097,248	-	-	14,097,248
	2.1. LACO Department of Beaches and Harbors	2,910,936	-	-	2,910,936
	2.2. LACO Department of Parks and Recreation	3,742,632	1,829,815	1,829,815	1,912,817
	2.3. LACO Department of Public Works	831,696	-	-	831,696
	3. Baldwin Hills Regional and Conservation Authority	277,232	-	-	277,232
	4. Los Cerritos Wetland Authority	138,616	67,770	-	70,846
	5. MRCA	2,217,856	2,217,852	2,217,852	4
	6. Puente Hills Habitat Preservation Authority	554,464	271,084	271,084	283,380
	7. Santa Clarita Watershed Recreation and Conservation Authority	277,232	-	-	277,232
8. Watershed Conservation Authority	1,427,745	-	-	1,427,745	
9. Other eligible Nonprofit	1,247,544	-	-	1,247,544	
<b>Total</b>		<b>27,723,202</b>	<b>4,386,521</b>	<b>4,318,751</b>	<b>23,336,681</b>



More detailed funding information is available at the RPOSD WebGrants: <https://grantfunding.rposd.lacounty.gov/index.do>  
 JW:JIB:apj

- c: Chief Executive Office  
Executive Office, Clerk of the Board  
County Counsel  
Treasurer and Tax Collector